Cast Carbon Steel (WCB)
Class 150, 300 Flanged 1/2" - 6" and Class 600 Flanged 1/2" - 4"

Armstrong®

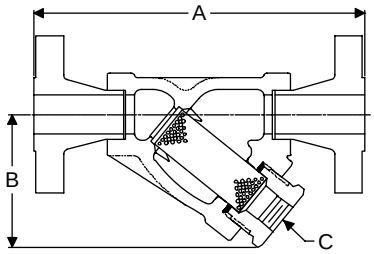

B1FL 1/2", 3/4", 1"

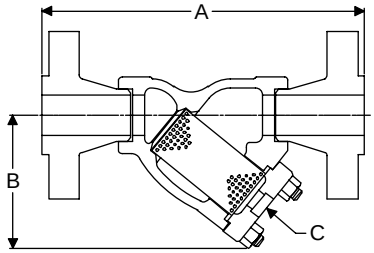

B1FL 1-1/4", 1-1/2", 2", 3"

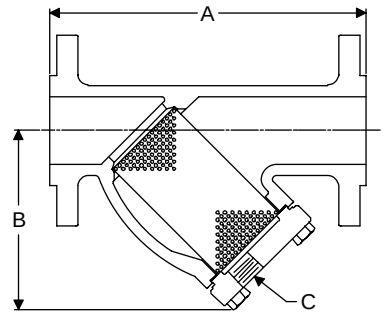

B1FL 4", 6"

For a fully detailed certified drawing, refer to:
B1FL 1/2", 3/4", 1" CD #1050 **B1FL 1-1/4", 1-1/2", 2", 3" CD #1051** **B1FL 4", 6" CD #1067**

Materials: Class 150, 300 Flanged 1/2" - 6" (15 - 150 mm) and Class 600 Flanged 1/2" - 4" (15 - 100 mm)

Connection Size		Body	Screen Retainer	Gasket	Bolting	Standard Screen
in	mm					
1/2, 3/4	15, 20	ASTM A216 Gr. WCB	ASTM A108 Gr. 1045	Soft Steel	N/A	304 SS .045" Perforated†
1	25					
1-1/4, 1-1/2, 2	32, 40, 50		ASTM A216 Gr. WCB	304 SS Spiral Wound Non-asbestos	Studs ASTM A193 Gr. B7 Nuts ASTM A194 Gr. 2H	
3, 4, 6	80, 100, 150			Non-asbestos	Cap Screws ASTM A193 Gr. B7	

†NOTE: Other screen materials available. See page S-6.

Physical Data: Class 150, 300 Flanged 1/2" - 6" (15 - 150 mm) and Class 600 Flanged 1/2" - 4" (15 - 100 mm)

Size		Ordering Code, Standard Screen	Weight		Dimensions						Maximum Pressure				Screen Retainer Type	Flanges
					A		B		C		Saturated Steam		100°F (38°C) non-shock			
in	mm		lb	kg	in	mm	in	mm	in	mm	psig	bar	psig	bar		
1/2	15	B1FL 150	5	2.3	6-7/8	175	2-11/16	68	3/8	9.5	205	14	285	20	Threaded	Class 150 ANSI B16.5 1/16" RF
3/4	20		10	4.5	7-3/8	187	2-15/16	75	1/2	15						
1	25		10-1/2	4.8	8-1/2	216	3-1/2	89								
1-1/4	32		15	7	9	229	4-3/16	106							Bolted	
1-1/2	40		20	9	10-1/4	260	4-13/16	122								
2	50		29	13	11-1/2	292	5-5/8	143								
3	80		82	37	15-5/8	397	8-3/16	208	1-1/4	32						
4	100		112	51	16-5/8	422	10-3/4	273								
6	150		275	125	22-5/8	575	15-1/4	287	1-1/2	40						
1/2	15	B1FL 300	6-1/2	3	7-1/4	184	2-11/16	68	3/8	9.5	605	42	740	51	Threaded	Class 300 ANSI B16.5 1/16" RF
3/4	20		12	5	7-3/4	197	2-15/16	75	1/2	15						
1	25		13-1/2	6	8-7/8	226	3-1/2	89								
1-1/4	32		17-1/2	8	9-5/8	244	4-3/16	106							Bolted	
1-1/2	40		26	12	10-3/4	273	4-13/16	122								
2	50		33	15	12-1/8	308	5-5/8	143								
3	80		92	42	16-3/8	416	8-3/16	208	1-1/4	32						
4	100		130	59	17-1/4	438	10-3/4	273								
6	150		301	137	23-1/2	597	15-1/4	387	1-1/2	40						
1/2	15	B1FL 600	11	5	7-11/16	195	2-11/16	68	3/8	9.5	1,135	78	1480	102	Threaded	Class 600 ANSI B16.5 1/4" RF
3/4	20		12	5.4	8-1/4	210	2-15/16	75	1/2	15						
1	25		13-1/2	6	9-3/8	238	3-1/2	89								
1-1/4	32		18-1/2	8.5	10-1/4	260	4-3/16	106							Bolted	
1-1/2	40		28	13	11-5/16	287	4-13/16	122								
2	50		36	16	12-3/4	324	5-5/8	143								
3	80		95	43	17-1/8	435	8-3/16	208	1-1/4	32						
4	100		152	69	18-1/4	464	10-3/4	273								

NOTE: For pressure/temperature ratings, see page S-9.

All dimensions and weights are approximate. Use certified print for exact dimensions. Design and materials are subject to change without notice.

Armstrong Steam and Condensate Group, 816 Maple St., P.O. Box 408, Three Rivers, MI 49093 – USA Phone: (269) 273-1415 Fax: (269) 278-6555
www.armstrong-intl.com